

# APOLLO CARTS

## STORAGE

Tonon provides a unique, diversified storage cart product line.

A combination of different enclosures, depths, heights and locking systems enables us to provide the optimum solution for any ward in your hospital or day care clinic.

4 available solutions:

TAMBOUR DOOR

GLASS DOOR

SOLID DOOR

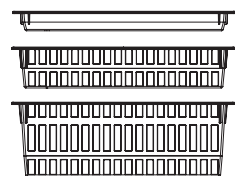
OPEN CART



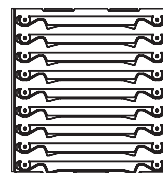
Baskets are stored horizontally and can be tilted while pulled out.



### MULTIPLE DRAWER CONFIGURATIONS



Modular drawer configurations, dividable baskets or solid trays.



Tambour door Apollo carts are offered in different heights from 108 cm to 209 cm

## OVERVIEW

Fully ISO (60x40 cm) compatible

All surfaces are made of polymers and therefore resistant to moisture

ABS top cover, PP bottom floor, PVC exterior walls

The entire inside compartment of the cart is easy to clean

Self-drainage floor for quick and easy cleaning

125 mm medical grade casters, non-marking rubber casters.

2x swiveling + 2x swiveling with brakes

Full 360° wrap-around bumper

Improved dense tray capacity due to the use of high capacity interior side tilted panels. Standard 183 cm cart accommodates up to 18 units of

5 cm deep trays / 11 pcs of

10 cm deep trays / 7 pcs of 20 cm deep trays

Extended caster pattern for increased stability

ABS side panels can be equipped with small wheels for smoother and easier movement of heavily loaded trays

Designated perforated rails accommodate the use of telescopic slides for support of heavy items. These can be used in combination with the side panels or separately

E TYPE



U TYPE



# APOLLO CARTS

## TAMBOUR DOOR

TAMBOUR DOOR CARTS ARE EXTREMELY USEFUL IN SMALL ROOMS AND CORRIDORS WHERE THERE IS NOT ENOUGH SPACE FOR OPENING STANDARD DOORS.



APOLLO SINGLE CART - E TYPE  
A-4E-TD



APOLLO DOUBLE CART - UU TYPE  
A-4UU-TD



### SMOOTH OPERATION

New counter-balanced system for smooth operation of roller shutter.



### PROTECTIVE WALL

Protective back wall prevents supplies from blocking the sliding tambour door.



### EASY TO CLEAN

Simple, tool-free removal of the roller shutter for cleaning purposes.



### ERGONOMICS

Mid-height handle eliminates the need to bend down to open the door.





APOLLO TRIPLE CART - UUU TYPE  
A-4UUU-TD



## SECURITY & ERGONOMICS

A variety of locks e.g. code locks, key locks, network locks, offered on the top or middle part of the doors.

Locks can be programmed remotely using the WIFI network enabling limited access to the staff.

### TAMBOUR DOOR

CONTAINER POSITION	H 109 (2 panels)		H 184 (4 panels)	
	P/N	Price	P/N	Price
E	A-2E-TD	€ 1.890,00	A-4E-TD	€ 2.475,00
EE	A-2EE-TD	€ 3.600,00	A-4EE-TD	€ 4.425,00
EEE	A-2EEE-TD	€ 5.315,00	A-4EEE-TD	€ 7.460,00
U	A-2U-TD	€ 1.950,00	A-4U-TD	€ 2.555,00
UU	A-2UU-TD	€ 3.700,00	A-4UU-TD	€ 4.665,00
UUU	A-2UUU-TD	€ 5.575,00	A-4UUU-TD	€ 6.710,00

### LOCKS FOR TAMBOUR DOOR

P/N	Description	Price
A-TD-KEYLCK	Key lock	€ 116,00
A-TD-CODELCK	Electronic lock	€ 526,00

# APOLLO CARTS

## GLASS DOOR

APOLLO CART LINE IS OFFERED WITH GLASS OR SOLID DOORS. GLASS DOORS ARE EASY TO OPERATE AND PROVIDE A CLEAR VIEW OF STORED PRODUCTS.



APOLLO SINGLE CART - U TYPE  
A-4U-GD



APOLLO DOUBLE CART - EE TYPE  
A-2EE-GD



### ERGONOMICS

Top to bottom handle for easier opening. Handle doesn't extend behind the footprint of the cart or protrude beyond.



### DUST PROOF

Peripheral sealing to prevent dust accumulation, and reduce impact when the door is slammed.



### INFECTION CONTROL

All surfaces are designed for easy cleaning and draining. Carts can be offered in a machine washable version.



### QUALITY GLASS

4 mm thick tempered clear glass



APOLLO TRIPLE CART - UUU TYPE  
A-4-UUU-GD

A range of antimicrobial modules and high resistance modules for central sterilization departments is available upon request

ABS - Antimicrobial



PP - High resistance



ABS



PC - Transparent



#### GLASS DOOR

CONTAINER POSITION	H 109 (2 panels)		H 184 (4 panels)	
	P/N	Price	P/N	Price
E	A-2E-GD	€ 2.450,00	A-4E-GD	€ 3.280,00
EE	A-2EE-GD	€ 4.750,00	A-4EE-GD	€ 6.015,00
EEE	A-2EEE-GD	€ 6.980,00	A-4EEE-GD	€ 9.870,00
U	A-2U-GD	€ 2.160,00	A-4U-GD	€ 2.850,00
UU	A-2UU-GD	€ 4.150,00	A-4UU-GD	€ 5.150,00
UUU	A-2UUU-GD	€ 6.235,00	A-4UUU-GD	€ 7.700,00

#### LOCKS FOR GLASS DOORS

P/N	Description	Price
A-ALD-KEYLCK	Key lock	€ 116,00
A-ALD-CODLCK	Electronic lock	€ 562,00



# APOLLO CARTS

## SOLID DOOR

SOLID DOORS ARE USED IN SPACES POPULATED WITH NON-MEDICAL STAFF, LIMIT PATIENTS' AND VISITORS' EXPOSURE TO THE MEDICAL STORED PRODUCTS.



APOLLO SINGLE CART - E TYPE  
A-4E-SD



APOLLO DOUBLE CART - UU TYPE  
A-2UU-SD



### TOP WORKING SURFACE

Removable, washable ABS working surface with 3 sided gallery top and anti-spill lip on the front.



### HPL SOLID DOORS

4 mm HPL board  
High Pressure Laminate.



### 270° OPENING

Unique hinge design enables 270° opening with a holding snap when attached to the cart side in an open position.



### COLOR CODED LABELING HANDLE

Ergonomic tray handle improves visibility and increases nurses' satisfaction.



APOLLO DOUBLE CART - EE TYPE  
A-4EE-SD

#### SOLID DOOR

CONTAINER POSITION	H 109 (2 panels)		H 184 (4 panels)	
	P/N	Price	P/N	Price
E	A-2E-SD	€ 2.450,00	A-4E-SD	€ 3.280,00
EE	A-2EE-SD	€ 4.750,00	A-4EE-SD	€ 6.015,00
EEE	A-2EEE-SD	€ 6.980,00	A-4EEE-SD	€ 9.870,00
U	A-2U-SD	€ 2.160,00	A-4U-SD	€ 2.850,00
UU	A-2UU-SD	€ 4.150,00	A-4UU-SD	€ 5.150,00
UUU	A-2UUU-SD	€ 6.235,00	A-4UUU-SD	€ 7.700,00

#### LOCKS FOR SOLID DOORS

P/N	Description	Price
A-ALD-KEYLCK	Key lock	€ 116,00
A-ALD-CODLCK	Electronic lock	€ 562,00




# APOLLO CARTS

## OPEN

APOLLO CARTS WITHOUT DOORS ARE TYPICALLY USED IN ISOLATED ROOMS LIKE O.R., STERILE CORE WITH LOW DUST LEVELS OR LOCKED ROOMS WITH LIMITED ACCESS TO STAFF MEMBERS ONLY.



APOLLO DOUBLE CART - EE TYPE  
A-4EE-ND



APOLLO SINGLE CART - U TYPE  
A-4U-ND

The cassettes are according to ISO standard and fit different storage systems. (See more at page 44)




### QUALITY WHEELS

125 mm medical grade wheels



### BUMPERS

Both on the cart and on the room walls.



### DIN ACCESSORY RAIL

Allows easy installation of accessories.



### HANDLES

Ergonomic lateral push handles.



**ALL CARTS CAN BE  
FITTED IN ADVANCE  
WITH TELESCOPIC SLIDES  
OR ABS SIDE TILT PANELS  
OR A COMBINATION OF  
BOTH.**

\* For safety reason it is not allowed to load more than 10 kg in baskets placed on telescopic slides at upper levels (above 140 cm).

APOLLO TRIPLE CART - UUU TYPE  
APL-4UUU-ND

#### OPEN CARTS

CONTAINER POSITION	H 109 (2 panels)		H 184 (4 panels)	
	P/N	Price	P/N	Price
E	A-2E-ND	€ 1.610,00	A-4E-ND	€ 2.135,00
EE	A-2EE-ND	€ 3.050,00	A-4EE-ND	€ 3.745,00
EEE	A-2EEE-ND	€ 4.470,00	A-4EEE-ND	€ 6.440,00
U	A-2U-ND	€ 1.625,00	A-4U-ND	€ 2.185,00
UU	A-2UU-ND	€ 3.080,00	A-4UU-ND	€ 3.965,00
UUU	A-2UUU-ND	€ 4.640,00	A-4UUU-ND	€ 6.630,00

# APOLLO CARTS


## APOLLO CARTS WITH ABS DRAWER PULLS

THE APOLLO CART LINE IS NOW AVAILABLE WITH DRAWER PULLS COMBINED WITH TAMBOUR DOORS/GLASS DOORS OR SOLID DOORS.

Using telescopic slide drawers, working efficiency can be increased – items that are often used should be placed in the drawer pulls and items that are less used should be placed behind closed doors.

Drawer fronts can be mounted directly on the ISO modules or mounted on telescopic slides

GLASS DOOR  
WITH DRAWER  
PULLS



SOLID DOOR  
WITH DRAWER  
PULLS



TAMBOUR DOOR WITH DRAWER PULLS




TRIPLE CART - E TYPE



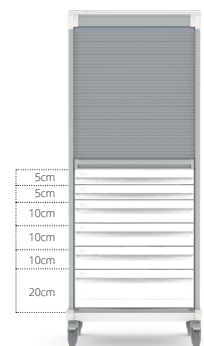
A-4EEE-TD-DDF-C3  
A-4-EEE-TD-TDF-C3

DOUBLE CART - E TYPE



A-4EE-TD-DDF-C2  
A-4EE-TD-TDF-C2

SINGLE CART - E TYPE



A-4E-TD-DDF-C1  
A-4E-TD-TDF-C1

TDF - Telescopic Drawer Fronts    DDF - Direct Drawer Fronts on ISO 60/40 containers



## PROCEDURE CARTS

**THE APOLLO CART CAN BE CONFIGURED AS AN EXTREMELY LIGHT WEIGHT, MANEUVERABLE PROCEDURE/GENERAL TREATMENT CP/N**

The available accessories allow total customization of the trolley.


Apollo carts can be equipped with telescopic slide drawers or trays and baskets sliding on the ABS side panels

**TDF**



Telescopic  
Drawer Fronts

**DDF**




Direct Drawer Fronts  
installation

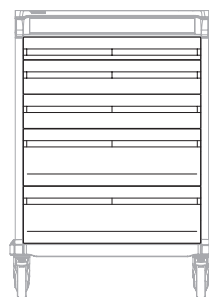


## DRAWER CONFIGURATION

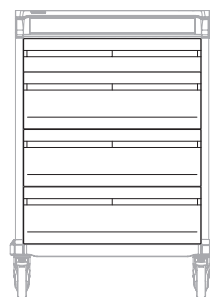
Height 109 cm



A-2E-DDF-C1  
A-2E-TDF-C1

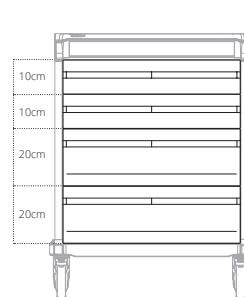


A-2E-DDF-C2  
A-2E-TDF-C2

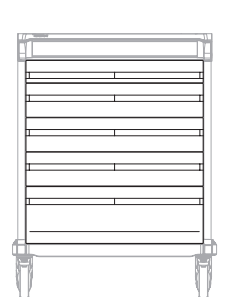


A-2E-DDF-C3  
A-2E-TDF-C3

Height 101 cm



A-1.7E-DDF-C1  
A-1.7E-TDF-C1



A-1.7E-DDF-C2  
A-1.7E-TDF-C2

TDF - Telescopic Drawer Fronts

DDF - Direct Drawer Fronts on ISO 60/40 containers

# APOLLO CARTS

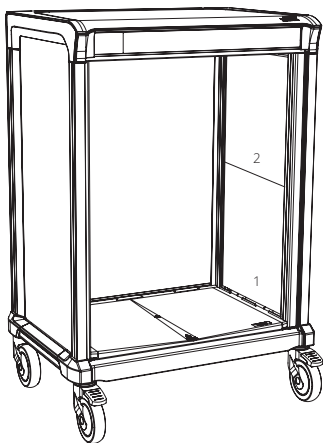
## DIMENSIONS

### E-TYPE

E-type carts are available as single, double or triple, with 4 height options.  
The depth is fixed at 59 cm

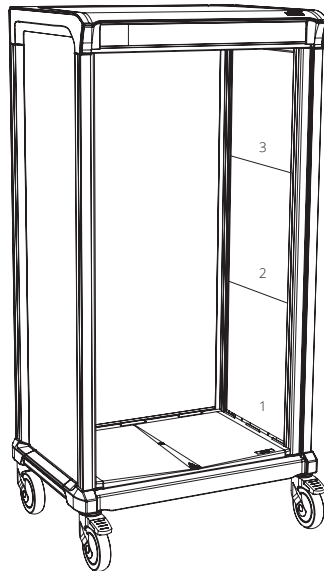
#### 2 Panels Cart

Height: 109 cm  
A-2E-TD/GD/SD/ND



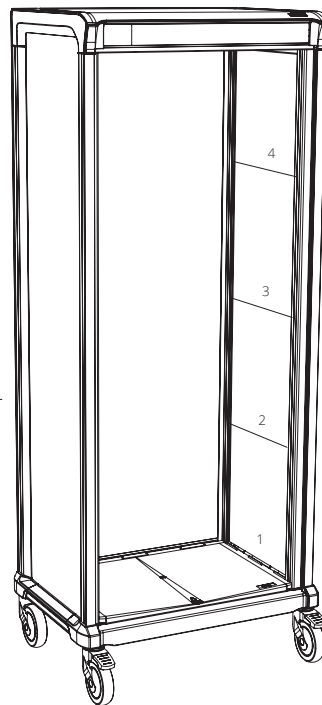
#### 3 Panels Cart

Height: 146 cm  
A-3E-TD/GD/SD/ND



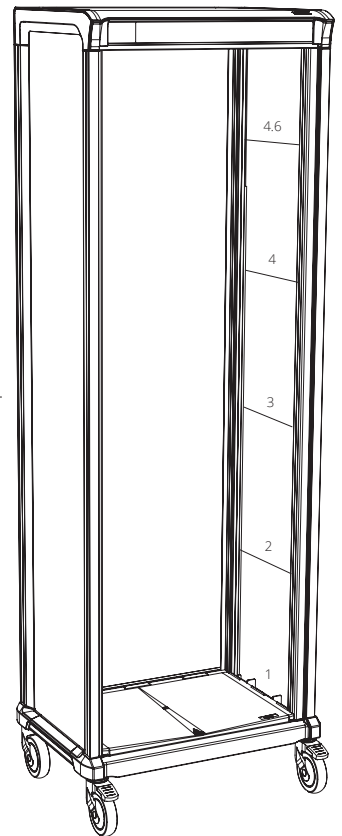
#### 4 Panels Cart

Height: 184 cm  
A-4E-TD/GD/SD/ND






#### 4.6 Panels Cart

Height: 209 cm  
A-4.6E-TD/GD/SD/ND



Trays or baskets maximum capacity for E and U type carts:

		2 PANELS	3 PANELS	4 PANELS	4.6 PANELS
20 cm 	TD	3	5	7	8
	GD/SD/ND	3	5	7	8
10 cm 	TD	5	8	11	13
	GD/SD/ND	6	9	12	14
5 cm 	TD	8	13	17	20
	GD/SD/ND	9	13	18	21

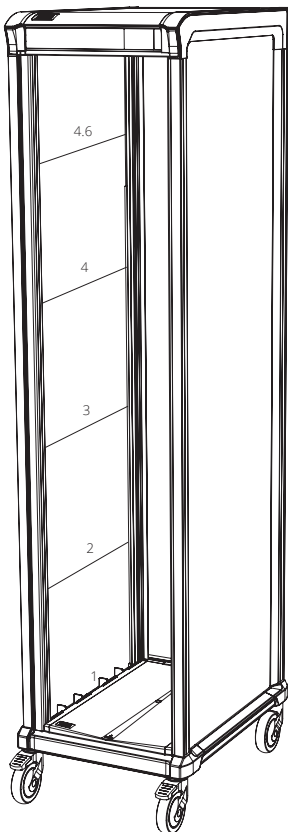
TD - Tambour Door   GD - Glass Door   SD - Solid Door   ND - No Door Open Cart

## U-TYPE

U type carts are available as single, double or triple, with 4 height options.  
The depth is fixed at 79 cm

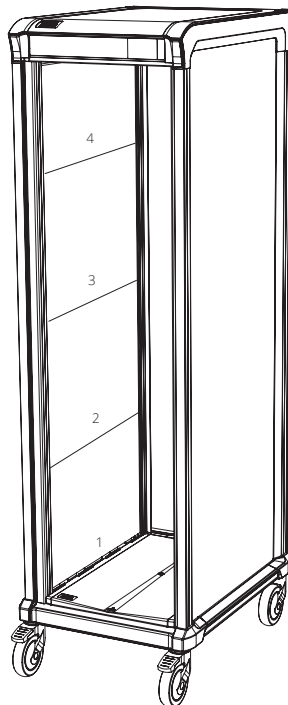
### 4.6 Panels Cart

Height: 209 cm  
A-4.6U-TD/GD/SD/ND



### 4 Panels Cart

Height: 184 cm  
A-4U-TD/GD/SD/ND



### 3 Panels Cart

Height: 146 cm  
A-3U-TD/GD/SD/ND



### 2 Panels Cart

Height: 109 cm  
A-2U-TD/GD/SD/ND

